




Table of Contents

Introduction	4	Using a Calculator	37
Addition	5	Word Problems	38
Unit 1: Addition to 10	6	Regrouping	39
Joining Sets	8	Assessment	40
Number Problems	9	Multiplication	41
Simple Sets	10	Unit 1: Beginning Multiplication	42
Drawing Sets	11	Counting Groups and Rows	44
How Many More?	12	Equal Groups and Rows	45
Double Trouble	13	Groups	46
Assessment	14	Rows	47
Unit 2: Addition to 20	15	Rows and Groups	48
Counting	17	Repeated Addition	49
Balancing Equations	18	Assessment	50
Magic Maze	19	Unit 2: More Multiplication	51
Mapping to 20	20	Rows and Groups	53
Assessment	21	Word Problems	54
Subtraction	22	Multiplication Sign	55
Unit 1: Subtraction to 10	23	Vertical Form	56
Difference Between Two Groups	25	2 x Table	57
More Difference Between Two Groups	26	4 x Table	58
Finding the Difference	27	Assessment	59
Number Sentences	28	Division	60
Vertical and Horizontal	29	Unit 1: Beginning Division	61
Word Problems	30	Grouping	63
Assessment	31	Sharing	64
Unit 2: Subtraction to 20	32	Unequal Shares	65
Subtraction to 20	34	Equal Shares	66
Subtraction Using Zero	35	Fair Shares	67
Codes	36	Assessment	68

Table of Contents



Unit 2: More Division	69	Patterning	102
Fair Shares	71	Dot and Line Patterning.	103
How Many?	72	Assessment.	104
Remainders.	73	Unit 2: More Number Patterns	105
Equal Shares.	74	Complete the Pattern	107
Problem Solving	75	Symmetrical Patterns	108
Assessment.	76	Number Patterns and Their Rules. . .	109
Number Facts	77	Assessment.	110
Unit 1: Beginning Number Facts	78	Skills Index	111
Addition Facts to 10.	80		
Subtraction Facts to 10	81		
Mixed Practice Facts to 10	82		
Addition Facts to 20.	83		
Subtraction Facts to 20	84		
Mixed Practice.	85		
Assessment.	86		
Unit 2: More Number Facts	87		
Number Facts Involving Zero	89		
Word Problems	90		
Calculator Work.	91		
Doubling and Halving	92		
x 2, x 5.	93		
x 10, x 0.	94		
Assessment.	95		
Number Patterns.	96		
Unit 1: Beginning Number Patterns	97		
One-to-One Matching	99		
Continue the Pattern	100		
Pattern Blocks	101		

Name _____

Date _____

Complete the following using regrouping. Check answers using a calculator.

Example:
$$\begin{array}{r} 20 \\ -7 \\ \hline 13 \end{array}$$

1. a.
$$\begin{array}{r} 13 \\ -4 \\ \hline \end{array}$$

b.
$$\begin{array}{r} 15 \\ -7 \\ \hline \end{array}$$

c.
$$\begin{array}{r} 20 \\ -11 \\ \hline \end{array}$$

d.
$$\begin{array}{r} 18 \\ -9 \\ \hline \end{array}$$


e.
$$\begin{array}{r} 12 \\ -9 \\ \hline \end{array}$$

f.
$$\begin{array}{r} 16 \\ -7 \\ \hline \end{array}$$

g.
$$\begin{array}{r} 20 \\ -14 \\ \hline \end{array}$$

h.
$$\begin{array}{r} 20 \\ -17 \\ \hline \end{array}$$

2. Now try these. Check answers with a calculator.







Name	Date
-------------	-------------

1. Fill in the missing parts of the pattern.

a. A, B, A, _____, _____, _____, A, _____, A

b. 2, 4, _____, 4, _____, _____, 2, _____, _____

c. 10, _____, 10, 11, _____, _____, _____, 11






d. _____, , , , _____, _____, , _____

2. Now try these.



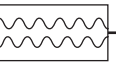






a. X, Y, Z, _____, Y, _____, X, _____, _____

b. 1, _____, 5, _____, 3, 5, _____, 3, _____

c. , , _____, _____, , , , _____, _____

d. _____, , , , , _____, , _____

3. Complete these patterns.

a.         

b.     _____

c.     _____