

Table of Contents

Introduction	3	Patterns for Five Little Snowmen	49
Standards for Language Arts	4	Hanukkah Poem	50
Standards for Mathematics	5	Patterns for Hanukkah Poem	51
Standards for Science	6	Christmas Poem	52
The ABC's of Storytelling	7	Patterns for Christmas Poem	53
Creating Flannelboards	9	Big Red Heart	54
Creating Flannelboard Characters	10	Valentine Rhymes	55
Additional Uses for Patterns	11	Patterns for Valentine Rhymes	56
Creating Puppets	12	Valentine Games	57
Ideas for Storage	14	Patterns for Valentine Games	58
Fall Unit	15	The Tasty, Pasty Valentine	59
Meeting the Standards: Fall Unit	16	Patterns for The Tasty, Pasty Valentine	60
School Is Starting	17	Pitter Patter Rain Story	61
Leaf Poem	18	Patterns for Pitter Patter Rain Story	62
Chipmunk and Squirrel Poems	19	Rain Elf	65
Patterns for Squirrel in a Tree	20	Five Little Leprechauns	66
Pumpkin Poems	21	Patterns for Five Little Leprechauns	67
Patterns for Pumpkin Poems	22	Spring Unit	68
House with the Door	24	Meeting the Standards: Spring Unit	69
Patterns for House with the Door	25	My Garden	70
Owl Poems	26	Little Brown Seeds	71
Pattern for Owl Poems	27	The Little Seed	72
This Is Halloween	28	Patterns for The Little Seed	74
Patterns for This Is Halloween	29	Caterpillar Story	75
Five Little Ghosts	31	Patterns for Caterpillar Story	77
Patterns for Five Little Ghosts	32	Arabella Miller	78
Halloween Song	33	Lydia Ladybug	79
Patterns for Halloween Song	34	Patterns for Lydia Ladybug	81
Three Blind Bats	35	Here's a Bunny	83
Patterns for Three Blind Bats	36	Bunny, Fluffy Bunny	84
Thanksgiving Songs	37	Patterns for Bunny, Fluffy Bunny	85
Patterns for Thanksgiving Songs	38	Hopping in the Grass	86
Turkey Poems	39	Five Little Eggs	87
Patterns for Turkey Poems	40	Summer Unit	88
White Feather, White Feather	41	Meeting the Standards: Summer Unit	89
Patterns for White Feather, White Feather	42	Five Little Seashells	90
Tommy Turkey	43	Patterns for Five Little Seashells	91
Patterns for Tommy Turkey	44	Five Little Fish	92
Winter Unit	46	Summer Vacation	93
Meeting the Standards: Winter Unit	47	Patterns for Summer Vacation	94
Five Little Snowmen	48	Shining Bright	95
		Patterns for Shining Bright	96

Five Little Snowmen

Five little snowmen standing around my door.

(Put five snowmen and a yellow sun on the flannelboard.)

This one melted and then there were four.

(Point to the snowman as you take it off the flannelboard.)

Four little snowmen near a green pine tree.

(Place the pine tree on the flannelboard.)

This one melted and then there were three.

(Point to the snowman that melted as you take it off the flannelboard.)

Three little snowmen with caps and mittens blue.

This one melted and then there were two.

(Point to the snowman as you take it off the flannelboard.)

Two little snowmen standing in the sun.

This one melted and then there was one.


(Point to the snowman as you take it off the flannelboard.)

One little snowman started to run,

But he melted away and then there were none.

(Take the remaining snowman off the flannelboard.)

Why did the snowmen melt?




.....


Use the pattern on page 49 to create the snowmen and pine tree flannel pieces.

.....

Patterns for Five Little Snowmen




pine tree



cap



snowman



mittens

-
1. Make one green pine tree.
 2. Make five snowmen. Make caps and blue mittens for each.
 3. Make one house with a door using the patterns on page 25.
 4. Cut out a yellow circle for the sun.
-