
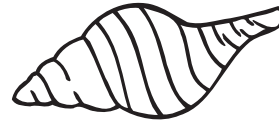





# Table of Contents

<b>Introduction</b> . . . . .	3	Calling My Reader . . . . .	68
<b>Standards for Writing</b> . . . . .	4	Come Join the Quest . . . . .	71
<b>Standards Table</b> . . . . .	5	Bringing Writing to Life . . . . .	75
<b>Ideas and Content</b> . . . . .	6	<b>Organization</b> . . . . .	80
Ideas and Content Poster . . . . .	7	Organization Poster . . . . .	81
My Biome, My Home . . . . .	8	Investigating Effective Writing . . . . .	82
Exploring New Lands . . . . .	12	Step by Step . . . . .	86
A World of Community . . . . .	15	Perfect Paragraphs . . . . .	89
Every Ecosystem Has a Story . . . . .	18	Pathway to Rescue . . . . .	92
Welcome to My World . . . . .	22	Why People Write . . . . .	95
<b>Word Choice</b> . . . . .	25	<b>Conventions</b> . . . . .	100
Word Choice Poster . . . . .	26	Conventions Poster . . . . .	101
Word Pictures . . . . .	27	The Mark of Excellence . . . . .	102
Expanding My Perspective . . . . .	30	Following the Laws . . . . .	105
Folktales Alive . . . . .	32	Let's All Agree . . . . .	109
The Sounds of Our Lives . . . . .	37	Strong Words Make Strong Writing . . . . .	114
Describing My Culture . . . . .	40	It's All About Paragraphs . . . . .	116
<b>Fluency</b> . . . . .	43	Learning from Each Other . . . . .	119
Fluency Poster . . . . .	44	<b>Presentation</b> . . . . .	123
Ocean Games . . . . .	45	Presentation Poster . . . . .	124
It's Always Beautiful at the Beach . . . . .	48	A Display for All to See . . . . .	125
Sea Swells . . . . .	51	Preparing to Present . . . . .	129
"What If . . . ?" . . . . .	54	Displaying My Information . . . . .	133
Putting It All Together . . . . .	57	Final Stages of Planning . . . . .	136
<b>Voice</b> . . . . .	60	My Presentation . . . . .	140
Voice Poster . . . . .	61	<b>Technology Resources</b> . . . . .	142
Getting to Know Jellanos . . . . .	62	<b>Answer Key</b> . . . . .	143
Stepping Back in Time . . . . .	65		



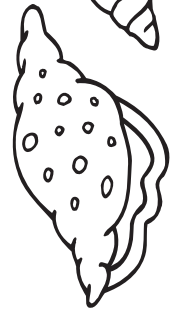


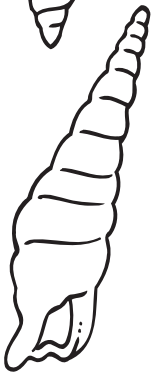


# Fluency



As students learn to incorporate the trait of Fluency in their writing, they continue their exploration of language begun during the study of the Word Choice trait. As writers develop fluency, they play with different word patterns and use words to match the mood of their writing. Fluent writing contains sentences that vary in length and structure. Students should learn to express themselves in clear sentences that make sense. This will happen as they incorporate natural rhythm and flow in their writing, making sure that ideas begin purposefully and connect to one another. A writer may engage in a process of thinking that begins by asking the question “what if?” One question leads to another and the writer begins to develop smooth transitions and pacing. Each component of the Fluency trait contributes to a final characteristic: Effective writing will pass a “read-aloud” test.

As students learn about the Fluency trait, they will practice writing in a variety of formats. They will gather words to create word patterns and to match specific moods. One lesson will introduce poetry as a further way to explore language. Students will also evaluate one another, reviewing traits studied thus far as they participate in read aloud activities.



# Fluency

- play with language and words
- use different word patterns
- use appropriate words to match the mood of the piece
- vary sentence length and structure
- write clear sentences that make sense
- write with natural rhythm and flow
- use the process of thinking, “What if?”
- make sure ideas begin purposefully and connect to one another
- try the “read-aloud” test