





















Table of Contents

| | | | |
|---|----|----------------------------------|----|
| Introduction | 3 | Pick the Pattern | 26 |
| Patterning | | Funny Fish | 27 |
| Identifying AB, ABB, ABC Patterns | 4 | Sneaky Snake | 28 |
| Square Pattern | 5 | Color Word Patterns | 29 |
| Triangle Pattern | 6 | Quilting | 30 |
| Flag Pattern | 7 | Make Your Own Patterns | 31 |
| Get on the Road! | 8 | Patterns Grid | 32 |
| Super Star | 9 | Sequencing | |
| Patterning with Squares | 10 | Number Sequence | 33 |
| The Pattern Path | 11 | Letter Sequence | 34 |
| Buggy Patterns | 12 | Draw a Bird | 35 |
| Work Out with Patterns! | 13 | Draw a Turtle | 36 |
| Flower Patterns | 14 | Growing Up | 37 |
| Glasses Patterns | 15 | Seasons | 38 |
| Stripey Shirts | 16 | ABC Order: Food | 39 |
| Flag Patterns | 17 | ABC Order: Bugs | 40 |
| Plenty of Patterns | 18 | Day to Night | 41 |
| What Comes Next? | 19 | Small to Big | 42 |
| Sports Patterns | 20 | Time | 43 |
| Tricky Patterns | 21 | Birthday Cake | 44 |
| Finding Patterns | 22 | Set the Table | 45 |
| Patterns Left and Right | 23 | Snowman | 46 |
| Number Patterns | 24 | Getting Dressed | 47 |
| More Number Patterns | 25 | What Comes Next? | 48 |

Name _____

Work Out with Patterns!

| | | | | |
|---|---|---|--|--|
|  |  |  |  | |
|  |  |  |  | |
|  |  |  |  | |
|  |  |  |  | |







| | | | |
|---|---|--|---|
|  |  |  |  |
|---|---|--|---|



Directions: Look at each AB pattern. Cut out the picture at the bottom of the page that completes each pattern. Glue the picture in the space provided.

Name _____

Snowman

| | |
|---|--|
|  |  |
|  |  |
|  |  |



Directions: Cut out the cards. Glue the pictures in order on a strip of paper. Write a number in each box. Tell the story.