

5 Step Spelling Word Study Method for Students

1. **Look** at the whole word carefully.
2. **Say** the word aloud to yourself.
3. **Spell** say each letter to yourself.
4. **Write** the word from memory.
(Cover word and write it.)
5. **Check** your written word against the correct spelling.
(Circle errors and repeat the 5 Steps.)

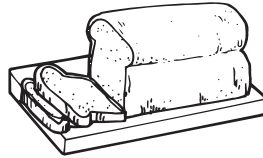
TABLE OF CONTENTS

Introduction	pages 3-6
Lessons 56 – 90	pages 7-41
Personal Spelling List	pages 42
Phonics Index	pages 43
Punctuation Marks	pages 44
Handwriting Charts	pages 45-46
Suggestions to Parents	pages 47
Spelling Progress Chart	pages 48

Instant Words 41-45

Picture Nouns Group 9

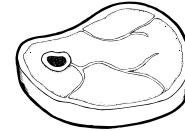
there



bread

use

meat



an




soup

each

apple



which



cereal

Sentences and phrases to read or write

Which cereal is yours?

meat soup

Use an apple in each.

use which bread

There are words on this one.

an apple

Word study Homophones

meat – meet

there – their

Note: “Meat” is a noun and “meet” is a verb. “There” and “their” are homophones with different meanings.

Phonics Long “e” - Spelled “ea”

each

meat

cereal

Note: The vowel digraph (2 letters) “ea!” usually makes the long /ē/ sound, but unfortunately as we see in this lesson it sometimes makes the short /e/ sound as in “bread”. See Lesson 32.

Review: Word Study in Lessons 5-8.

A

A

B

B
