

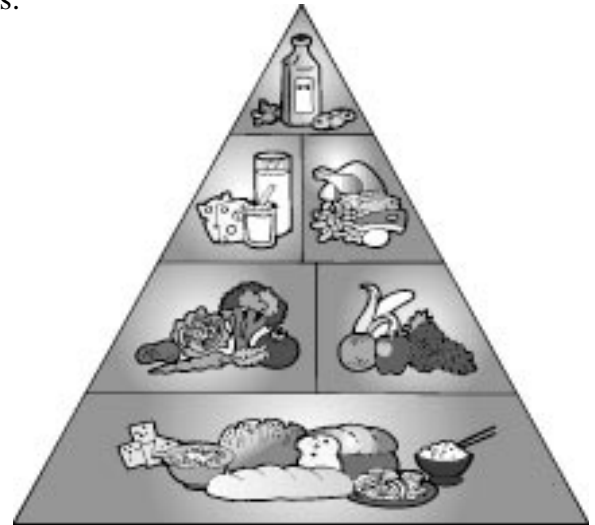
Table of Contents

Introduction	3
Sample Lesson Plans	4
Before the Book	5
About the Author	6
Book Summary	7
Vocabulary Lists	8
Vocabulary Activity Ideas	9
Taking the Challenge: A Letter to the Reader	10
Making an Active Reading Booklet	11
Teacher Resource Page	12
Section 1 (<i>chapters 1–10</i>)	13
• Quiz Time	
• Hands-On Project— <i>Florida Map</i>	
• Cooperative Learning— <i>Using Dialect and Standard English</i>	
• Curriculum Connections— <i>Geography: Finding Florida Facts</i>	
• Into Your Life— <i>Food on Baxter Island</i>	
Section 2 (<i>chapters 11–18</i>)	18
• Quiz Time	
• Hands-On Project— <i>Conducting an Interview</i>	
• Cooperative Learning— <i>Sharing the Responsibility</i>	
• Curriculum Connections— <i>Language Arts: Literary Elements</i>	
• Into Your Life— <i>The Animal I Love</i>	
Section 3 (<i>chapters 19–25</i>)	23
• Quiz Time	
• Hands-On Project— <i>Making a Class Newspaper</i>	
• Cooperative Learning— <i>Pets</i>	
• Curriculum Connection— <i>Language Arts: Using Figurative Language</i>	
• Into Your Life— <i>Using Your Senses</i>	
Section 4 (<i>chapters 26–33</i>)	28
• Quiz Time	
• Hands-On Project— <i>Can You Picture This?</i>	
• Cooperative Learning— <i>Debating the Dilemmas</i>	
• Curriculum Connection— <i>Drama: Actors' Theater Scenes</i>	
• Into Your Life— <i>Survival in the Wilds</i>	
After the Book (<i>Post-reading Activities</i>)	33
• Any Questions?	
• Writing a Letter to Marjorie Kinnan Rawlings	
• Cast of Characters	
• Comparing and Contrasting	
• Cross Creek Crossword	
• Extended Learning Research Project	
• Final Project Options	
Culminating Activities	40
• Writing a Sequel	
• Viewing <i>The Yearling</i>	
• Pulitzer Prize	
Unit Test Options	43
• Unit Test	
• Who Said It?	
Bibliography of Related Readings	46
Answer Key	47

Food on Baxter Island

The Baxters obtained their food supply by farming, hunting, and fishing. They couldn't go to the supermarket and purchase food for the next week or two. Each day presented a new struggle to put food on the table. Just like today, though, nutrition was important.

To Do: Using the food pyramid to the left, devise a full day's menu for the Baxters. Use only foods that are mentioned in *The Yearling*. Make sure that Jody, Penny, and Ma Baxter get all the nutrients they need to do the hard work their living situation requires.



Breakfast

Lunch

Dinner

What do you notice about the foods that the Baxters eat? Does their diet contain too many foods from any one food group? Does it contain too few from any other? Explain.






Now, make a similar menu for yourself. On a separate piece of paper or in a journal, record the meals you ate during a recent day and compare them with those eaten by the Baxters.

Does your diet contain too many foods from any one food group? Does it contain too few from any other? Explain. Who has a healthier diet, you or Jody?

Using Your Senses

Marjorie Kinnan Rawlings’ writing affects all of the reader’s senses. Through Mrs. Rawlings’ use of words, the reader is allowed to “see, smell, hear, taste, and feel” Jody’s world on Baxter’s Island and Volusia. This ability to create sensory impressions is one of the reasons *The Yearling* has become a classic piece of literature that is still being read today.

Example	
<u>What did he see?</u> bear cubs playing	<u>What do you see?</u> people walking their dogs

	Jody’s World	Your World
		
		
		
		
		

Depending on where you live (country, city, etc.), you may or may not share some of Jody’s sensory impressions. Where Jody might be smelling the animal scent of his fawn, you may be smelling the diesel of a passing truck.

In My World	Similarities	In Jody’s World
-------------	--------------	-----------------