


Table of Contents

Introduction	3
Things That Go on Wheels	5
<i>Cars and Trucks and Things That Go</i> by Richard Scarry (Western, 1974)	
<i>(Available from Western Publishers, Canada and UK; Golden Press Party, Australia)</i>	
Overview—Suggested Activities	
Activity Pages: Vocabulary and Picture Cards—Color Words—Dump Trucks—Design a Car or Truck—Maze—Roadwork Machines—Painter’s Pickup—Watermelon Wagon and Flying Fish—Count and Draw—Trucks Carry Many Things—Racing Cars—Molly’s Motorhome—Panel Big Book—Opposites—Where Does It Go?	
Things That Go on Wings	25
<i>First Flight</i> by David McPhail (Little, Brown, 1987)	
<i>(Available from Little, Brown, Canada and UK; Penguin, Australia)</i>	
Overview—Suggested Activities	
Activity Pages: A Call to a Grandparent—Packing for My Trip—Paper Bag Bear—My Imaginary Friend—In Flight Feelings—A Meal on the Plane—Story Sequence—I’m Going on an Airplane!—Lift-the-Flap Book—Airport Words	
Things That Go on Water	40
<i>Big City Port</i> by Betsy Maestro and Ellen Del Vecchio (Macmillan, 1985)	
<i>(Available from Distican, Canada; Simon and Schuster, UK; Prentice Hall, Australia)</i>	
Overview—Suggested Activities	
Activity Pages: Ocean Liner Puzzle—Opposites—Tugboat—Dock Scene—Boats Come Into Port—What’s Inside the Boat?—Sew a Sailboat	
Across the Curriculum	49
Language Arts:	Poetry—Garage Sounds—Wheel Book—Train Flip Book—Parking Lot Game—Word Wheel Mobile
Math:	Counting Book—Tire and Wheel Patterns—Pickup Truck from Shapes—School Bus
Science:	Glider—Helicopter—Fold-a-Plane—Sailboats—Tugboat/Barge — Wagon/Incline
Culminating Activities:	Safety Signs and Seat Belts—Traffic Light—Careful Drivers’ Day (Parent Letter)—Cool and Crazy Cars (Student Letter)—Street Playmat—Recipes
Unit Management	76
Bulletin Board—Learning Centers—Songs and Games—Awards	
Bibliography	80

Design a Car or Truck

1. Finish drawing a funny car or truck.
2. Draw yourself in the seat driving.
3. Give it a funny name.
4. Fill in the story blanks below.



This is a _____ . It is a _____ .
(car / truck)









It can go _____ . It is _____ .
(fast / slow) (big / little)

It has four _____ and two _____ .
(wheels / doors) (wheels / doors)

Its color is _____ . It is _____ !
(The color word is on your marker or crayon.) (super/great/silly)

Opposites

1. Read the sentence.
2. Look at the picture.
3. Circle the correct word or words.
4. Color each picture the correct color.

<p>Pigs are _____ a red car.</p>  <p>in out of</p>	<p>Pigs are _____ the black car.</p>  <p>in out of</p>
<p>This blue car is _____.</p>  <p>up down</p>	<p>This pink car is _____.</p>  <p>up down</p>
<p>His green bike is _____.</p>  <p>fast slow</p>	<p>Her yellow bike is _____.</p>  <p>fast slow</p>
<p>This brown car is _____.</p>  <p>old new</p>	<p>This orange car is _____.</p>  <p>old new</p>