


SPOUTY™

PACIFIC HUMPBACK WHALE

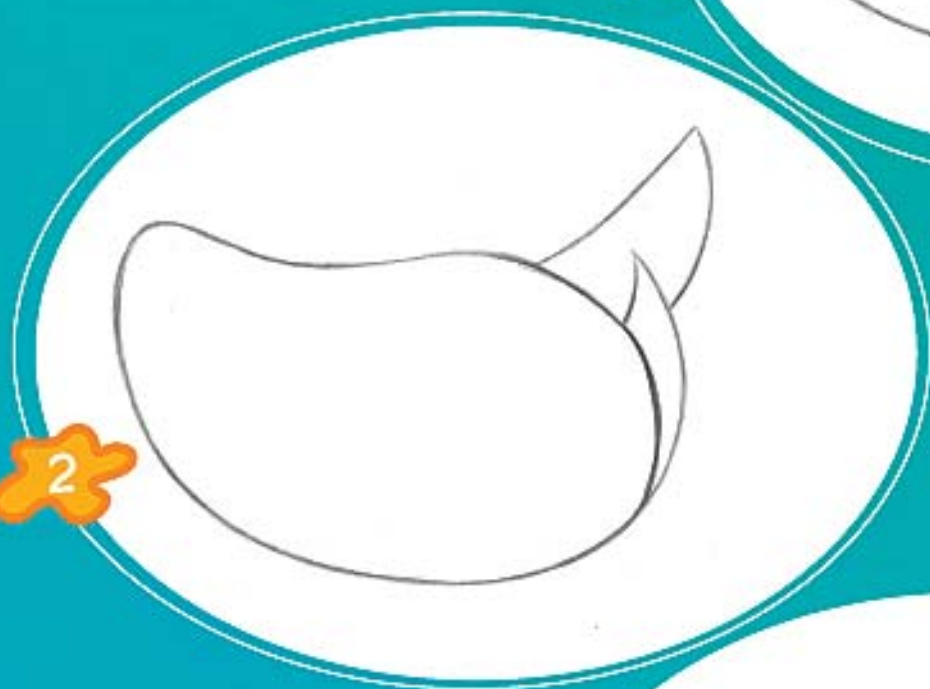
For Spouty, ocean living is an awesome adventure—and it isn't one limited to his home in the Underwater Village. This smart young whale is a world traveler that makes friends wherever he goes. And just about everyone he meets considers him a prince! That's because this baby whale has a heart as big as the sea.

1



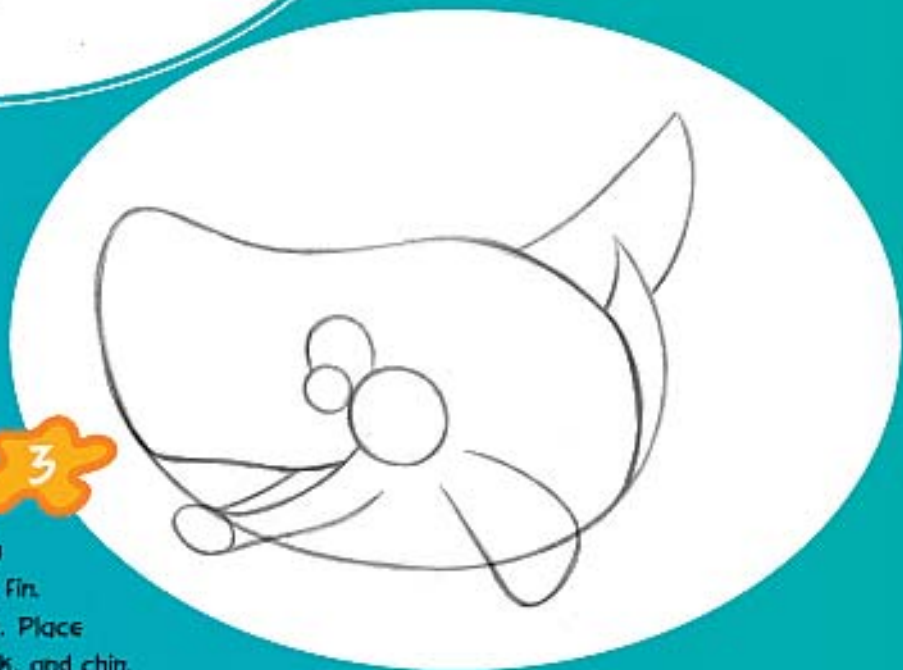
STEP 1 First draw a large bean shape for Spouty's body. Make the shape thinner at the top, where Spouty's head will be.

2



STEP 2 Add two simple shapes to draw Spouty's tail (called a "caudal fin").

3



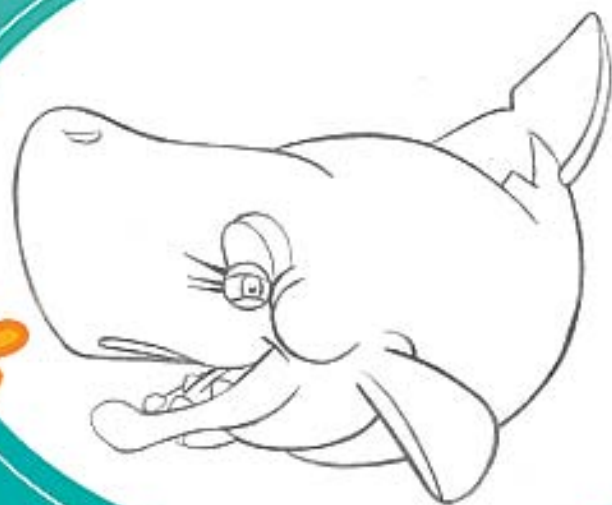
STEP 3 Give Spouty a rounded pectoral (side) fin. Draw lines for his mouth. Place circles for his eye, cheek, and chin.

STEP 4 Begin developing the details, giving shape to Spouty's body, tail, and fins. Add eyelids, the iris and pupil, and wrinkles next to his eye. Then sketch his nostril.

4




5



STEP 5 Draw Spouty's teeth, erase any leftover guidelines, and your drawing is complete!

6

STEP 6 Color Spouty blue, adding dark accents to refine his eye, mouth, and nostril. Spouty's eyes are blue-green and his tongue is pink!



AUGUSTUS™

OCTOPUS

Although he's named after Rome's first emperor, Augustus Octavius, this greedy octopus is no leader. Augustus has earned a reputation as a thief. And when he's not employing the eight-legged discount, he's causing a ruckus with his insensitive remarks and quick temper!



STEP 1 Draw an oval head. Then add a guideline for the body and place the oval eyes.



STEP 2 Draw a large, curved guideline for the legs. Add ovals and a circle to the head.



STEP 3 Add all the legs, carefully following the example. Connect the eye and ear.



STEP 4 Refine the head; then draw suction cups on the tentacles. Develop the facial features. Erase any leftover guidelines.



STEP 5 Color Augustus with a deep red, using pink for his suction cups and yellow for his eyes.