





























Table of Contents

Introduction	3
<i>Johnny Appleseed Goes a'Planting</i> by Patsy Jensen (Troll Associates, 1994)	5
<i>Available from Vanwell Publishing, Canada; Capricorn Link, Australia; Penguin USA, UK</i>	
Summary—Sample Plan—Overview of Activities—Creating a Learning Center—Plant Diary—I Wonder...?—Apple Art—Larger Than Life—A Johnny Appleseed Time Line—Some Facts—How to make a Big Book—“From Seed to Apple” Flap Book—An Apple a Day Mobile	
<i>The Giving Tree</i> by Shel Silverstein (Harper & Row, 1964)	19
<i>Available from Harper Collins, Canada; Cape Century, Australia & UK</i>	
Summary—Sample Plan—Overview of Activities—Planting Procedures—Feelings—Happiness Is...—Tree Chart—A Tree of Many Gifts—Match the Words—Things from Trees	
Poetry	29
Apple Chants—Sense-ative Poems—Apple Couplets—Class Books—Shapely Poems—Apple Treats—Art	
Daily Writing Activities	34
Food Journal— Sharing Sessions—Graphing—A Week of Writing—Research Projects	
Across the Curriculum	37
Language Arts:	Word Banks—Wordsearch—Wheel—Creative Writing Project—Sense Matrix
Math:	Shapes—Lunch—Word Problems—Dot-to-Dot—Graph
Science:	Apples Are Good For You—The Food Groups—Seasons of a Tree—Parts of an Apple Flower—Seeds—Gameboard—Hidden Picture
Social Studies:	Apple Customs—An Orchard Map—From Tree to Market
Art/Music:	Apple Orchards—You Can Draw It—Creative Movement— Tree Mask
Life Skills:	Cooking
Culminating Activity:	66
Apple Fest Centers—Cooking Activity—Art Projects	
Unit Management	68
Bulletin Board—Calendar—Record Keeper—Stationery—Awards—Newsletter/Invitation	
Bibliography	79
Answer Key	80

Name:	Date:
-------	-------

Apple Word Problems

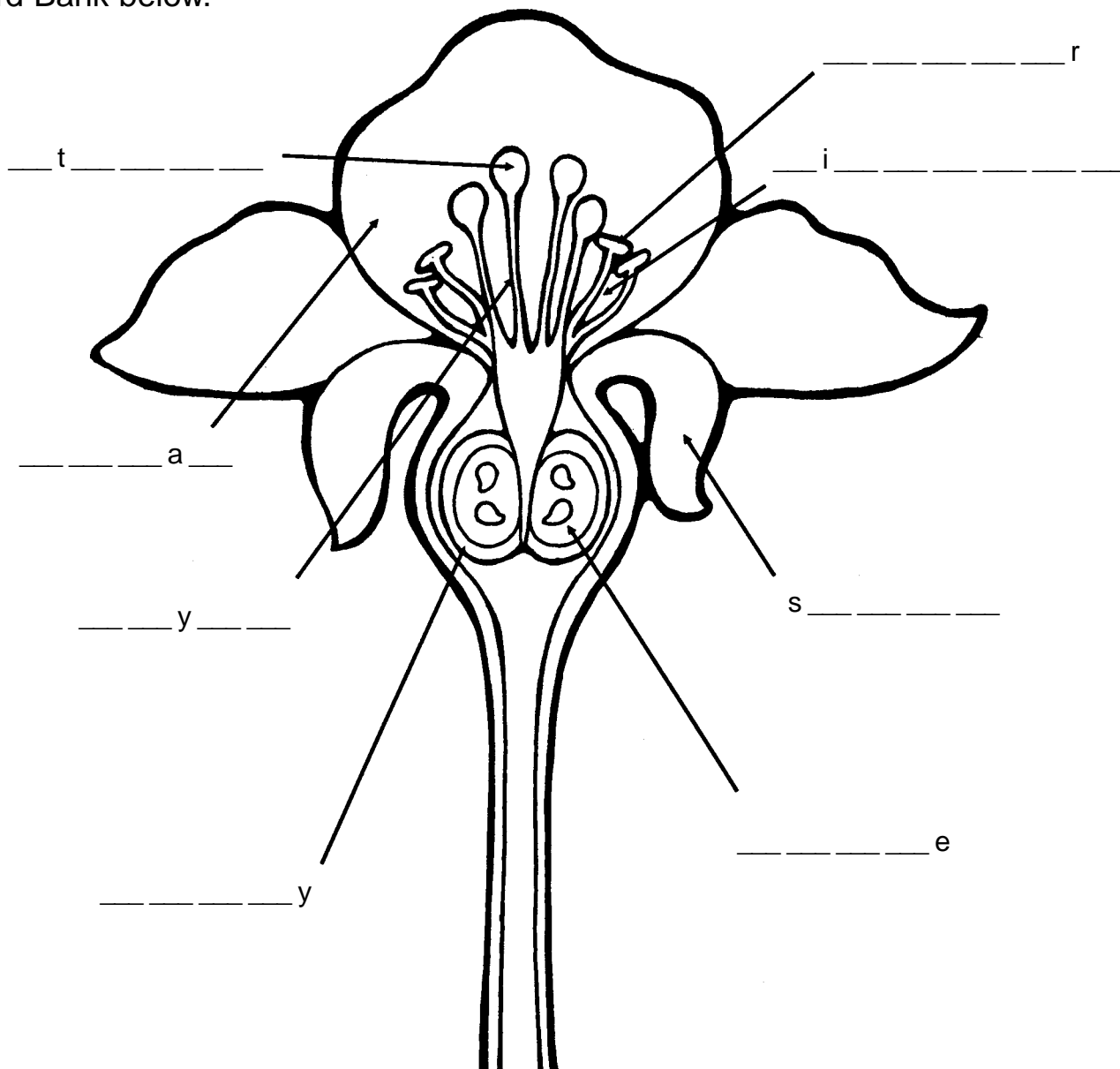
Teacher: These problems may be cut out and glued to index cards or to an apple for the *Apple Time* Bulletin Board. Students can solve problems with a partner.

<p>1. Which apple is cut in fourths?</p> <div style="display: flex; justify-content: space-around; align-items: center;"> <div style="text-align: center;">  <p>a</p> </div> <div style="text-align: center;">  <p>b</p> </div> <div style="text-align: center;">  <p>c</p> </div> <div style="border: 1px solid black; width: 60px; height: 60px; margin-left: 20px;"></div> </div>	<p>5.</p> <div style="display: flex; justify-content: space-around; align-items: center;"> <div style="text-align: center;"> <p>3  's</p> </div> <div style="text-align: center;"> <p>3  's on each </p> </div> </div> <p>How many  's altogether?</p> <div style="border: 1px solid black; width: 60px; height: 60px; margin-left: 20px;"></div>
<p>2.</p> <div style="text-align: center;"> <p>12  's</p> <p>José ate 4.</p> <p>How many left?</p> </div> <div style="border: 1px solid black; width: 60px; height: 60px; margin-left: 20px;"></div>	<p>6. Which apple is cut in half?</p> <div style="display: flex; justify-content: space-around; align-items: center;"> <div style="text-align: center;">  <p>a</p> </div> <div style="text-align: center;">  <p>b</p> </div> <div style="text-align: center;">  <p>c</p> </div> <div style="border: 1px solid black; width: 60px; height: 60px; margin-left: 20px;"></div> </div>
<p>3.</p> <div style="display: flex; justify-content: space-around; align-items: center;"> <div style="text-align: center;"> <p>6  's</p> <p>3  's</p> </div> <div style="text-align: center;"> <p>4  's</p> <p> 's</p> </div> <div style="border: 1px solid black; width: 60px; height: 60px; margin-left: 20px;"></div> </div> <p>How many altogether?</p>	<p>7.</p> <div style="display: flex; justify-content: space-around; align-items: center;"> <div style="text-align: center;"> <p>7  's</p> </div> <div style="text-align: center;"> <p>4 more  's</p> </div> </div> <p>How many  's altogether?</p> <div style="border: 1px solid black; width: 60px; height: 60px; margin-left: 20px;"></div>
<p>4.</p> <div style="text-align: center;"> <p>10  's on a </p> <p>3  's fell.</p> <p>How many  's left on the  ?</p> </div> <div style="border: 1px solid black; width: 60px; height: 60px; margin-left: 20px;"></div>	<p>8.</p> <div style="text-align: center;"> <p>15  's</p> <p>Only 5  's have  's</p> <p>How many  's do not have  's?</p> </div> <div style="border: 1px solid black; width: 60px; height: 60px; margin-left: 20px;"></div>

Name: _____	Date: _____
-------------	-------------

Parts Of An Apple Flower

Work with a partner. Label the parts of this apple flower. Use words from the Word Bank below.



WORD BANK

filament	stigma	style	ovule
anther	ovary	sepal	petal

Teacher: You may wish to enlarge this for a wall chart to which students can refer if the activity is too difficult for your group.