




Teacher Created Resources®

Skill Building For Pre-K



www.teachercreated.com




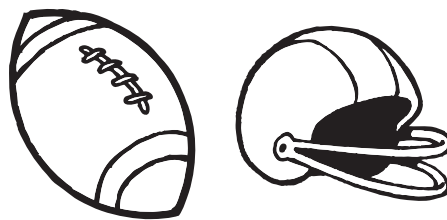
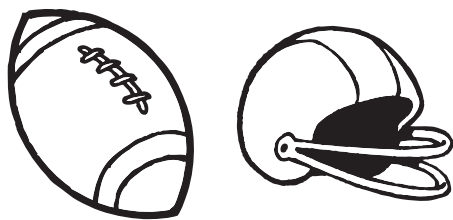

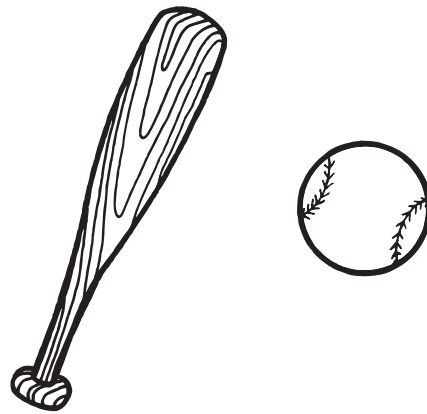
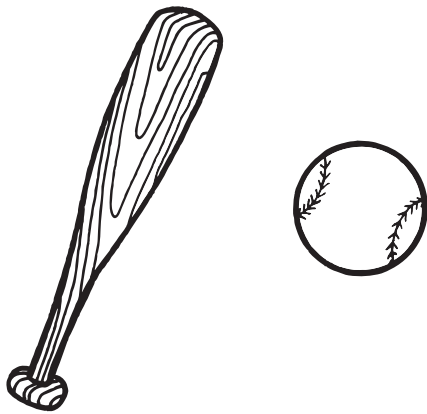
Sports Patterns



Week 1: Monday

Math

Directions: Look at each pattern. Circle the picture that comes next in the pattern.





Alphabet Soup




Week 1: Monday

Reading

Directions: Circle the letters floating in the bowl of soup.




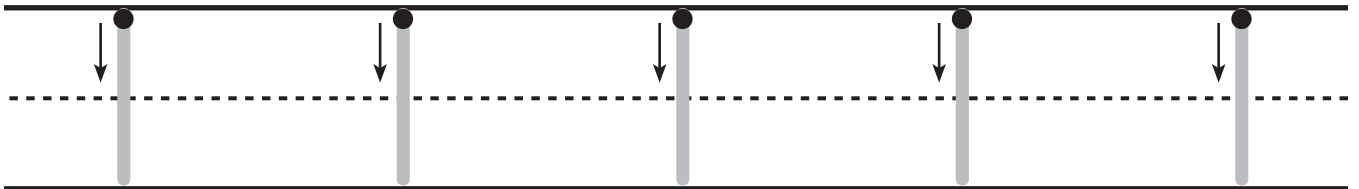
Number 1



Math

Week 1: Tuesday


Directions: Trace each number 1. Then count the objects in each box. Write the number of objects in each box on the line.











Trim the Tree


Week 1: Tuesday

Writing

Directions: Trace the curved gray lines for the tree lights. Add colored lights to the gray lines. Then color the tree.




Shape Trace



Math

Week 1: Wednesday

Directions: Read the name of each shape. Then trace each shape.





Real or Make-Believe?




Week 1: Wednesday

Reading

Directions: Look at the two pictures below. Which picture shows something that is real? Which picture shows something that is make-believe? Color the picture that shows something that is make-believe.



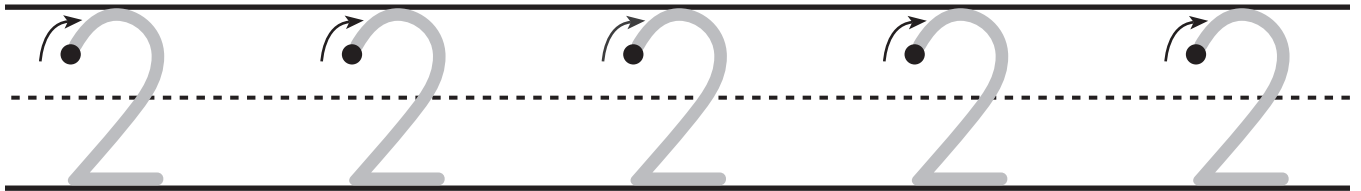
Number 2


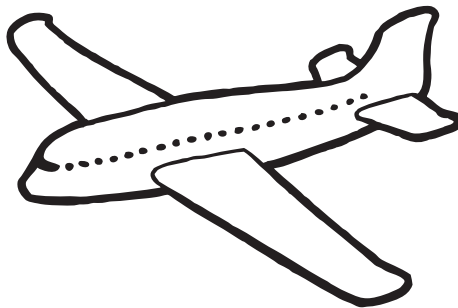

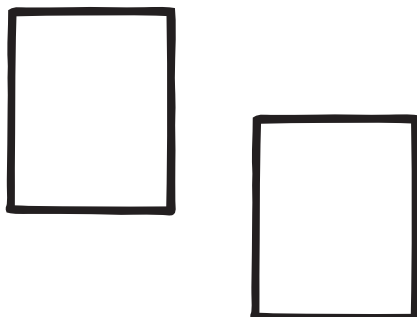



Week 1: Thursday

Math

Directions: Trace each number 2. Then count the objects in each box. Write the number of objects in each box on the line.



 <p>_____</p>	 <p>_____</p>
 <p>_____</p>	 <p>_____</p>






Going Home


Week 1: Thursday

Writing

Directions: Draw lines from the animals to their homes.





Head to Toe



Week 1: Friday

Directions: Look at the things in each box that you might wear. Circle the object in each group that does not belong.




What to Wear?

Week 1: Friday

Friday Fun

Directions: Color the things that Amy would wear at the beach. Cross out the items that she would not wear at the beach.




Answer Key

Page 11

bat
football
net

Page 12



Page 13

1 bear
1 house
1 mouse
1 leaf


Page 16

Color the picture of the bear with a fishing pole.

Page 17

2 kites
1 airplane
1 cat
2 rectangles

Page 18



Page 19

Circle the sunglasses, shorts, cap, and sock.

Page 20

Color the sun hat, sunglasses, swimsuit, and floaties. Cross out the scarf, mittens, and snow boots.

Page 21

Circle the first girl, second dog, and second plant.

Page 23

2 flags
3 acorns
3 sailboats
1 cat

Page 24

2, 1, 3

Page 25

Underline the first worm, third alligator, and second arm.

Page 27

1. 1	4. 3
2. 3	5. 2
3. 2	6. 1