



Teacher Created Resources®

# Skill Building For Grade 2



[www.teachercreated.com](http://www.teachercreated.com)


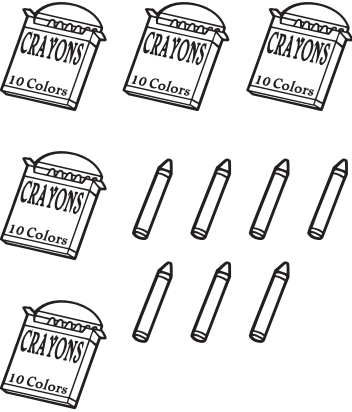


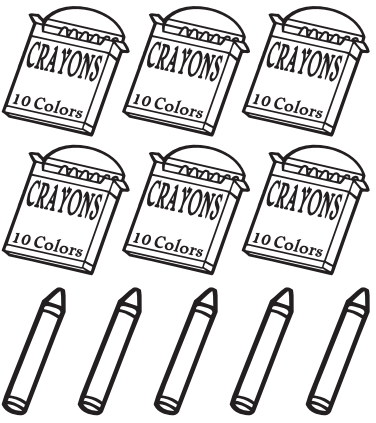

# Tens and Ones



Week 1: Monday

Math

**Directions:** Each box of crayons holds 10 crayons or one set of ten. Each single crayon is one. Count each set of tens and ones. Write the number of tens and ones. Then, write the total number on the line. The first one has been done for you.

<p>1.</p>  <p>1 tens 6 one(s)</p> <p>16</p>	<p>2.</p>  <p>_____ tens _____ one(s)</p> <p>_____</p>	<p>3.</p>  <p>_____ tens _____ one(s)</p> <p>_____</p>
<p>4.</p>  <p>_____ tens _____ one(s)</p> <p>_____</p>	<p>5.</p>  <p>_____ tens _____ one(s)</p> <p>_____</p>	<p>6.</p>  <p>_____ tens _____ one(s)</p> <p>_____</p>




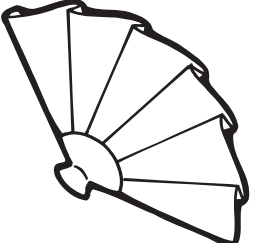










# Picture the Consonants

Week 1: Monday

Reading

**Directions:** Say the name of each picture below. Print the letter for its beginning sound and its ending sound. Then, trace the whole word.

1.  _____ ----- a	2.  _____ ----- u	3.  _____ ----- u	4.  _____ ----- a
5.  _____ ----- oo	6.  _____ ----- e	7.  _____ ----- e	8.  _____ ----- i
9.  _____ ----- a	10.  _____ ----- ee	11.  _____ ----- u	12.  _____ ----- u





# Two Different Ways



Week 1: Tuesday

Math

**Directions:** Show two different coin combinations that equal the amount shown. Draw simple coin pictures or use numbers and words. The first one has been done for you.

	Way #1	Way #2
1. 5¢	 1 nickel	 5 pennies
2. 11¢		
3. 25¢		
4. 50¢		
5. 6¢		
6. 15¢		





# Edit and Write

Week 1: Tuesday

Writing

**Directions:** Rewrite the sentences below using correct capitalization and punctuation. The first one has been done for you.

1. may i go to the beach on friday

May I go to the beach on Friday?

2. the beach is a fun place to go in july

\_\_\_\_\_

3. did you see that bird fly over jessica's head

\_\_\_\_\_

4. my friend julian and i like to ride the waves

\_\_\_\_\_

5. look out for that foaming, white wave

\_\_\_\_\_

6. what can you find at the beach in august


\_\_\_\_\_

7. at the beach, i saw sand seaweed and rocks

\_\_\_\_\_

8. on sunday, a big, orange crab crawled across my towel

\_\_\_\_\_



# More or Less?

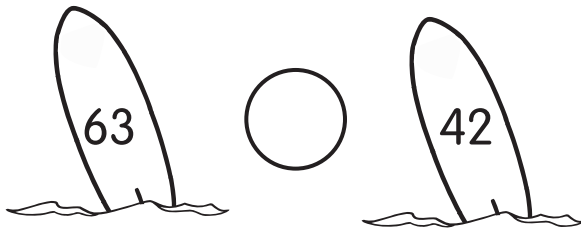


Math

Week 1: Wednesday


**Directions:** Use the  $<$  (less than),  $>$  (greater than), or  $=$  (equal to) symbols below to compare the numbers. Then, complete each sentence.

1.




\_\_\_\_\_ is greater than \_\_\_\_\_.

2.



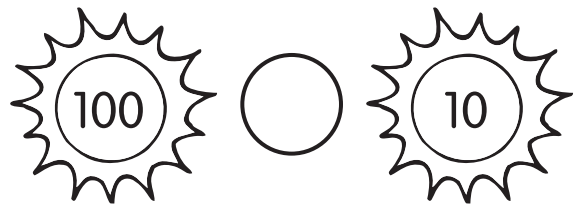
\_\_\_\_\_ is greater than \_\_\_\_\_.

3.



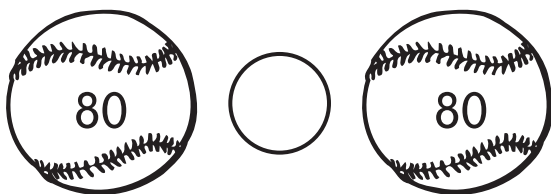
\_\_\_\_\_ is less than \_\_\_\_\_.

4.




\_\_\_\_\_ is greater than \_\_\_\_\_.

5.



\_\_\_\_\_ is equal to \_\_\_\_\_.

6.



\_\_\_\_\_ is less than \_\_\_\_\_.



# What Will Happen?

Week 1: Wednesday

Reading

**Directions:** A good reader likes to predict what is going to happen next. Read the sentences below. Predict what will happen next. Then, write your answer on the lines.

1. Kevin poured himself a glass of juice. Then, he spilled the juice on the floor.

---

---

2. Maya heard the phone ring, so she went to answer it.

---

---



3. The man on the radio said there was snow on the way. The temperature was below freezing, and the sky was filled with clouds.


---

---

4. Sandra had a spelling test on Friday. On Thursday, she practiced all the words and could spell each one.

---

---





# Counting Chart



Math

Week 1: Thursday

**Directions:** Complete the chart by adding the missing numbers. Then, follow the instructions below.

61	62			65	66		
69		71					76
		79			82	83	
	86			89	90		92
	94	95		97		99	

1. Color the numbers with a **0** in the ones place red.
2. Draw a yellow circle around the numbers with a **6** in the tens place.
3. Draw a green square around the numbers with the same digit in the tens and the ones places.
4. Draw a blue star on the numbers with a **3** in the ones place.
5. Draw a purple line under the numbers that have a **7** in the tens or ones places.








# Action Sentences

Week 1: Thursday

Writing

**Directions:** Write a verb for each picture. Then, write a sentence using the verb. The first one has been done for you.

	Verb	Sentence
1. 	eat	The girl eats a peach.
2. 		<hr/> <hr/>
3. 		<hr/> <hr/>
4. 		<hr/> <hr/>
5. 		<hr/> <hr/>

# Gumball Numbers



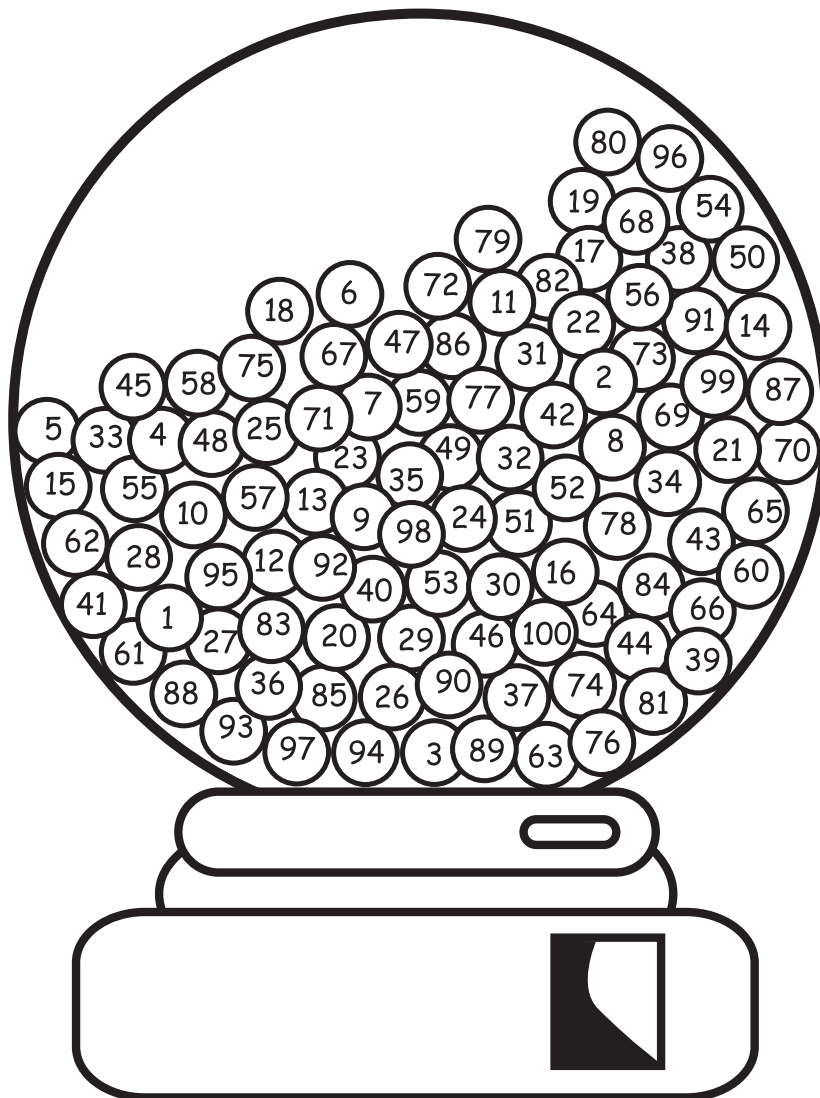
Week 1: Friday

Friday Fun

**Directions:** Color the gumballs using the Color Key.

## Color Key

- |         |        |          |        |
|---------|--------|----------|--------|
| 1 — 20  | Red    | 61 — 80  | Green  |
| 21 — 40 | Orange | 81 — 100 | Yellow |
| 41 — 60 | Blue   |          |        |








# Alphabet Soup

Week 1: Friday

Friday Fun

**Directions:** Search for words in the bowl of soup below. Circle or color each word as you find it. Can you find them all? One word is not in the bowl of soup.

DOWN	KNOW	THAT	THEY	YOU
FROM	MADE	THEIR	WITH	YOUR



Which word is missing? \_\_\_\_\_

